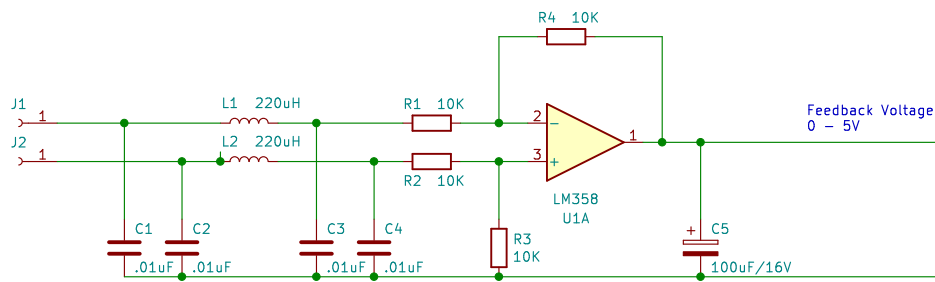
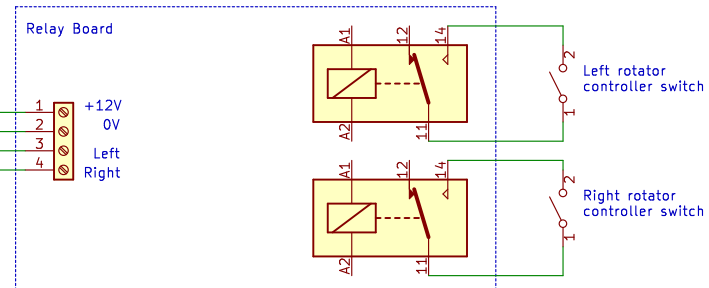


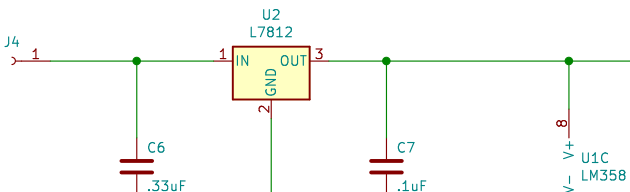
To B4, wiper contact of potentiometer in rotator.
To B5, terminal contact of potentiometer in rotator.



Feedback Voltage
0 - 5V



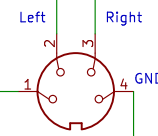
To positive side of bridge rectifier D1. (Tap onto C1)



To center tap of transformer (0V).

U1C
LM358

Feedback Voltage
0 - 5V



| | |
|--|------------------|
| Alex Krist, KR1ST | |
| Sheet: / | |
| File: G-450XL_FeedbackVoltage.sch | |
| Title: Yeesu G-450XL Remote Control | |
| Size: A4 | Date: 12/31/2021 |
| KiCad E.D.A. kicad (5.1.12)-1 | Rev: 1.0 |
| | Id: 1/1 |